

Islington

Vision Zero is at the heart of the Mayor’s Transport Strategy and reflects the fundamental belief that no death or serious injury on London’s roads and transport network is acceptable.



People killed and seriously or slightly injured in Islington

3

people were killed

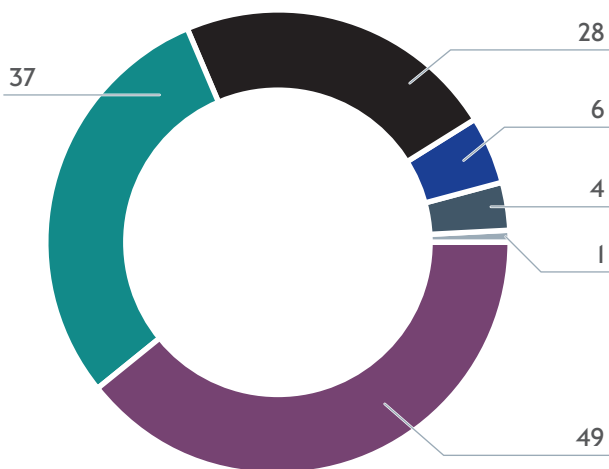
122

people were seriously injured

829

people were slightly injured

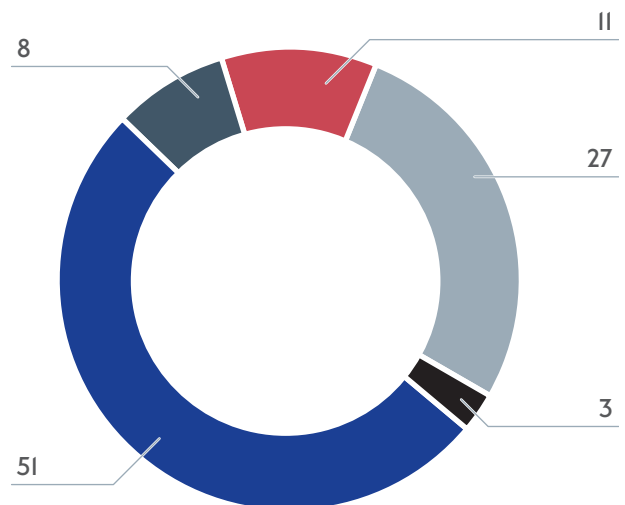
People killed or seriously injured – casualty type



- Pedestrian
- Pedal cycle
- Motorcycle
- Car
- Taxi and Private Hire
- Goods vehicle

We must reduce road danger for the people who are most at risk.

Non-injury vehicles involved where people were killed or seriously injured (%)

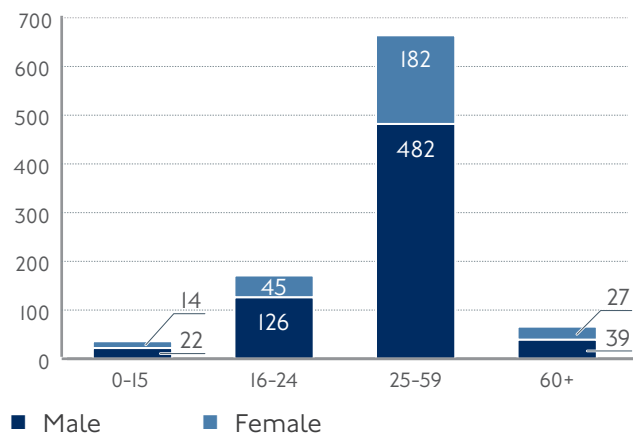


- Motorcycle
- Car
- Taxi and Private Hire
- Bus or coach
- Goods vehicle

We must reduce the danger posed by vehicles that present the greatest risk. The percentage of vehicles without injured occupants who were involved in a collision where someone else was killed or seriously injured* is shown above.

* Note that involvement does not infer fault

People killed and seriously or slightly injured Age and gender*



* Where age and gender is known

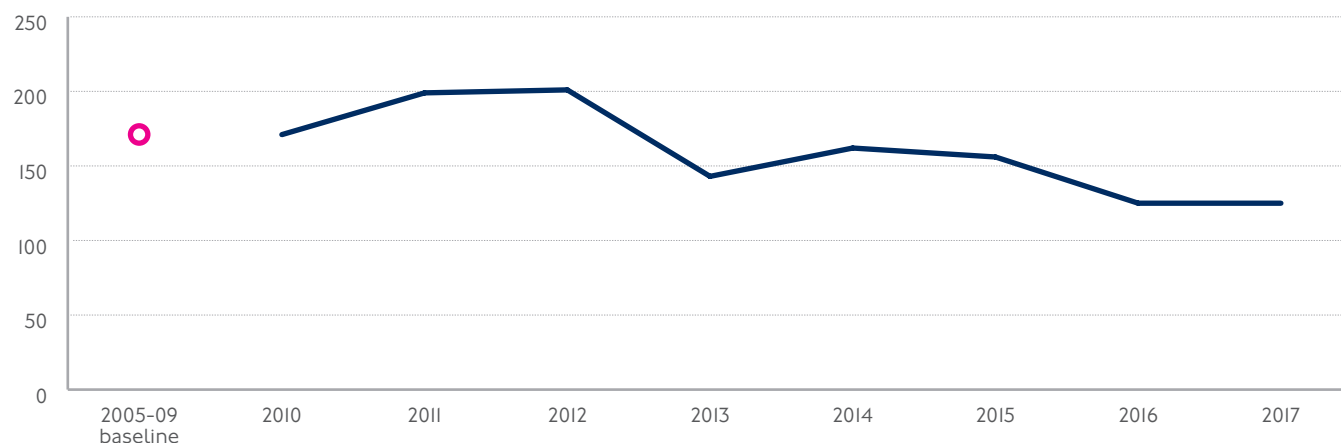
People killed or seriously injured Gender

86 men were killed or seriously injured in Islington in 2017

39 women were killed or seriously injured in Islington in 2017

People killed or seriously injured in Islington 2005-2017

(NB This data has been subject to a back-casting exercise to enable pre November 2016 casualty data to be compared with post November 2016 data following the introduction of new collision reporting systems)



■ People killed or seriously injured in Islington



London collision map

To see where collisions happened in your borough, visit tfl.gov.uk/collision-map