



Common bike theft techniques

Familiarise yourself with the tactics bike thieves commonly use, so you can ensure you don't become a victim.



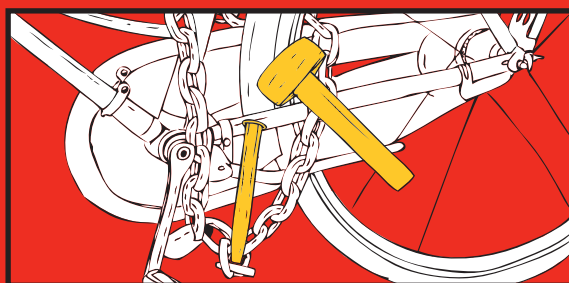
Lifting

Any signage is unscrewed and the bike and lock are lifted over the post they are locked to. Ensure you always use secure cycle parking.




Levering

A bar is inserted between the stand and the bike to lever the lock apart. Thieves may rotate the bike against the stand to break the lock. Make the lock and bike hard to manoeuvre — secure your bike as close to the stand as possible.




Striking

Locks that rest upon the ground are broken using a hammer and chisel. Make sure to keep yours off the ground.



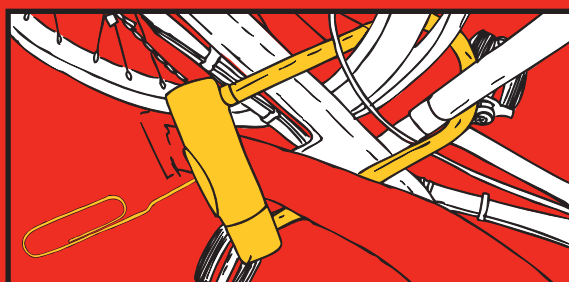
Cutting

Cutting equipment is used to free the bike from the lock. Buying 'sold secure' standard locks makes this more difficult.



Quick release

Quick release seats and wheels are easy to steal. Using 'secure skewers' make it more difficult to remove quick-release fixings.



Picking

The lock is picked with tools. Secure your lock facing into your bike to make this more difficult.