

## Quarter One Report – January - March 2017

### About this report

This report provides an overview of key incidents and injuries for London Buses. The analysis in this publication is for a rolling two year period up to the first quarter of 2017. All data used is gathered from a TfL reporting system which all London bus operators are required to use to report all incidents to TfL. This includes incidents which have been attended by, or reported to, the Police, which are subsequently reported within STATS19 road safety data for London. The TfL reporting system provides data that helps monitor performance and identify where to focus our improvement activities.

## Quarter Summary

- There were 1,501 injuries in Q1, one of which resulted in a fatality to a pedestrian\*.
- Injuries fell by 8% in Q1 when compared with Q4 and increased by 7% when compared with Q1 of 2016.
- 8.1% of the reported 17,493 incidents in Q1 resulted in injuries.
- 39% of incidents in the quarter were medical related and not as a result of accidents.
- 86% of injuries were minor, most of which were treated at the scene.
- In Q1, we saw 2.7 injuries for every one million passenger journeys.

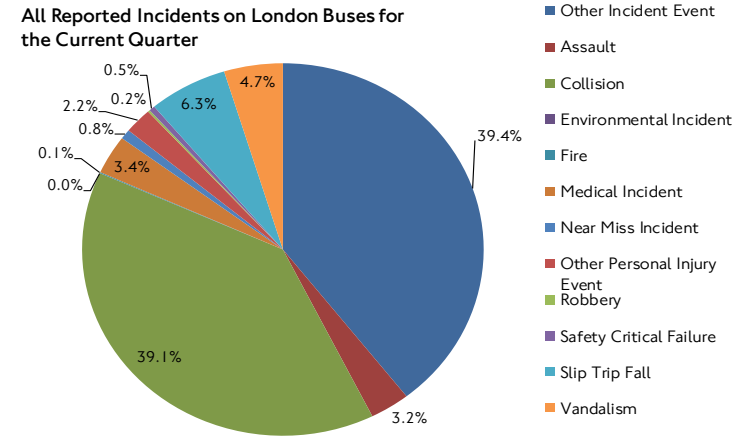
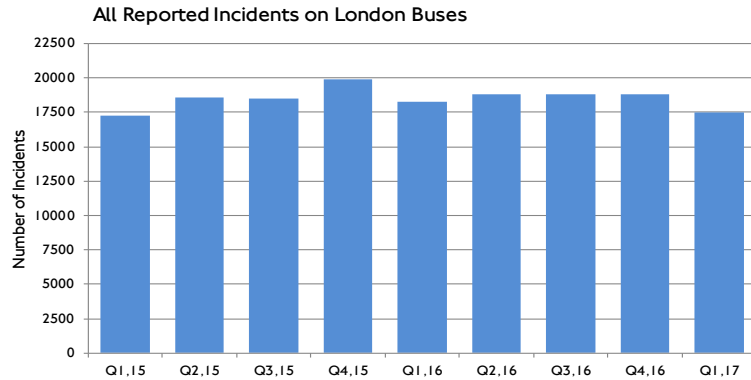
\* A fatal incident during the Westminster Bridge terrorist attack on 22 March 2017 is excluded from bus operational safety data.

## Bus Safety Performance

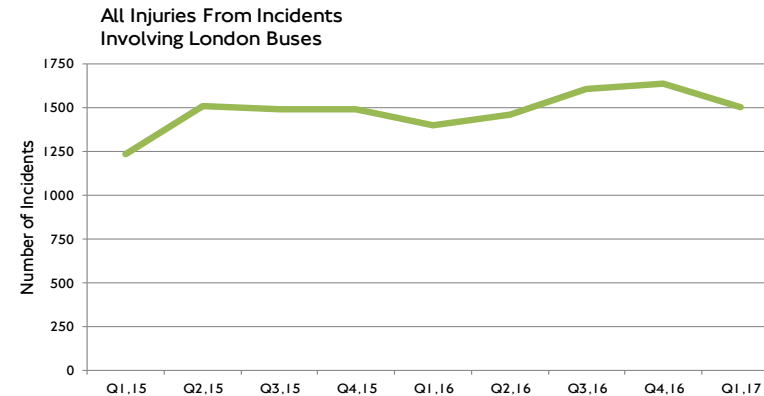
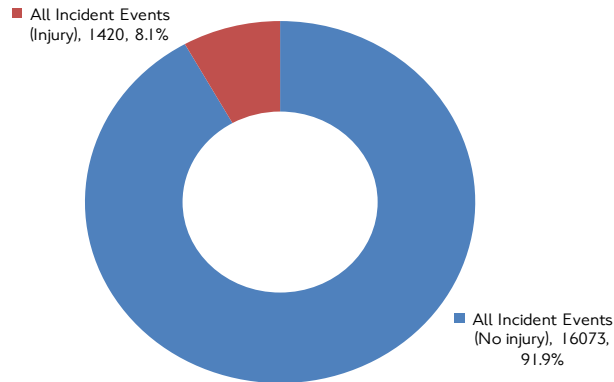
Bus Safety Performance Indicators	Quarter 1, Jan - Mar 2017	Quarter 1, Jan - Mar 2016	Variance (%)	Full Year, Apr 2016 - Mar 2017	Full Year, Apr 2015 - Mar 2016	Variance (%)
All Injuries From Incidents Involving Buses	1,501	1,399	7.3% ▲	6,195	5,884	5.3% ▲
Injuries Arising From Collisions Involving London Buses	311	281	10.7% ▲	1,249	1,177	6.1% ▲
Injuries Arising From Slips Trips & Falls on London Buses	727	723	0.6% ▲	3,055	2,947	3.7% ▲

## Incidents and Injuries

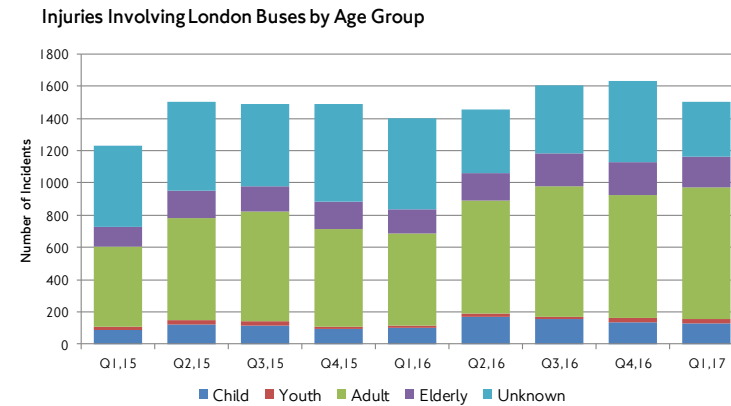
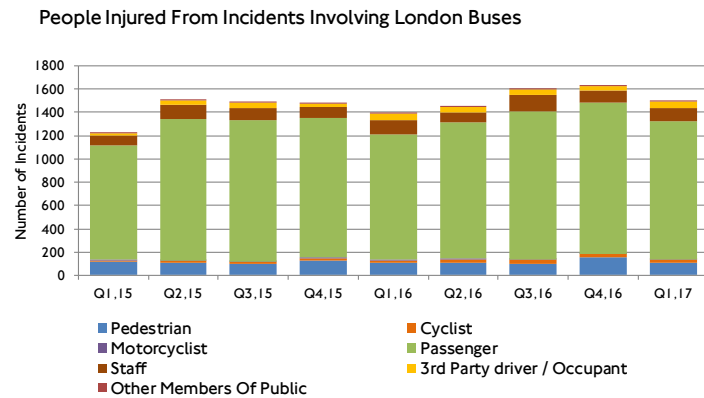
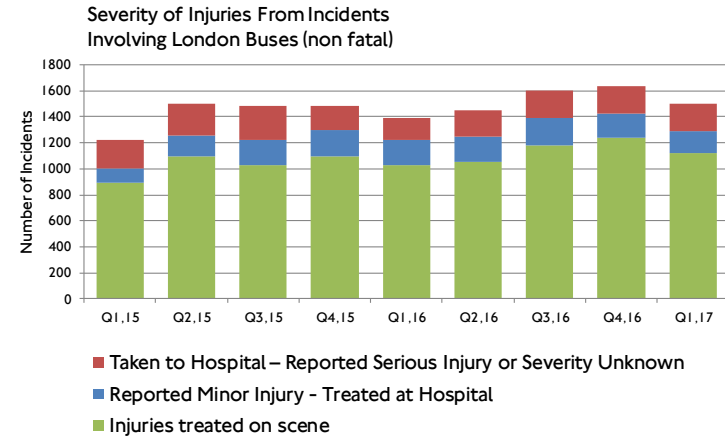
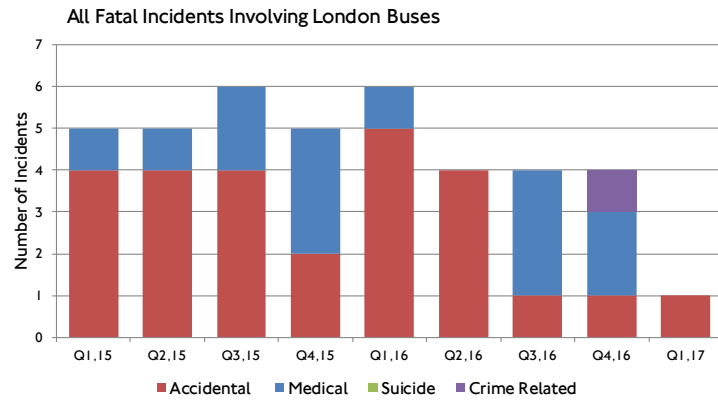
These relate to all incident events and injuries involving London’s buses.



**All Reported Incidents on London Buses for the Current Quarter**



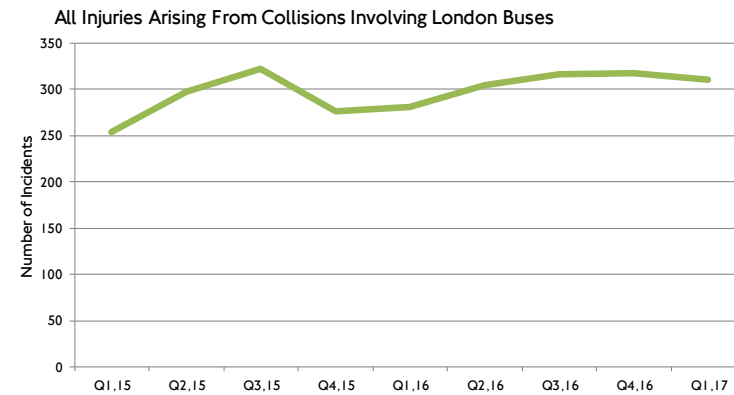
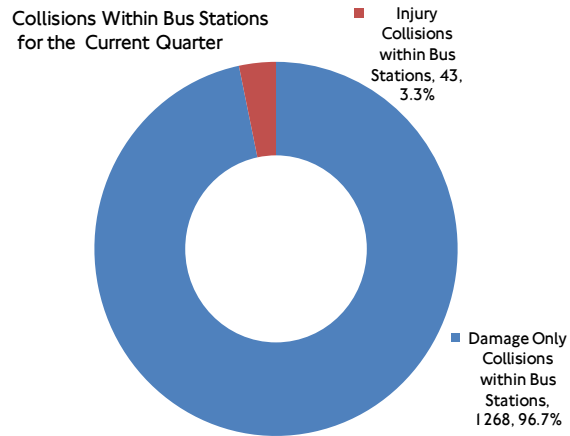
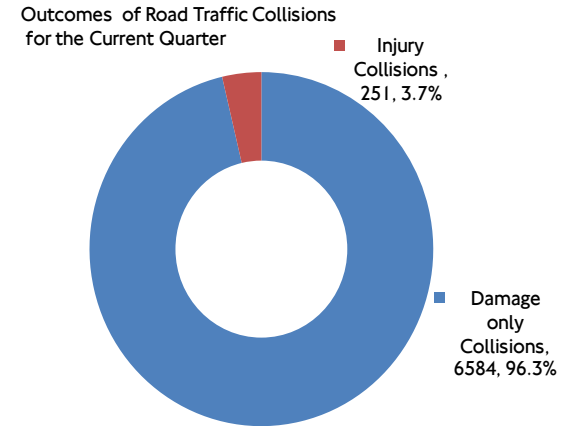
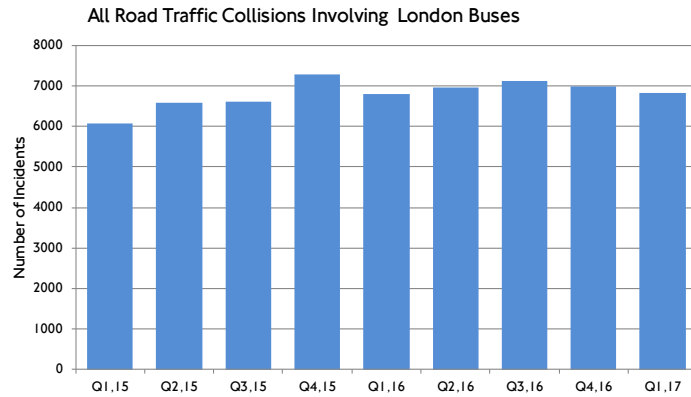
# London Buses Safety Dashboard – Q1



# London Buses Safety Dashboard – Q1

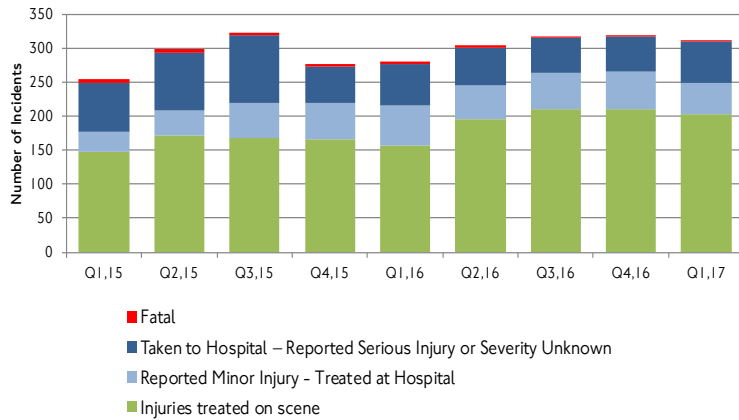
## Collisions

These include all road traffic collisions involving London’s buses

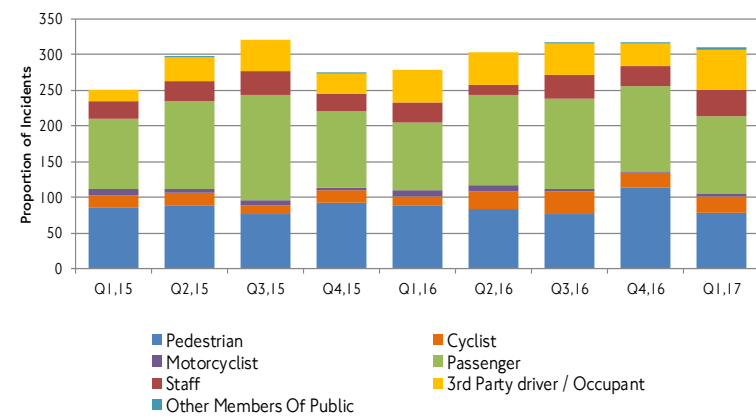


# London Buses Safety Dashboard – Q1

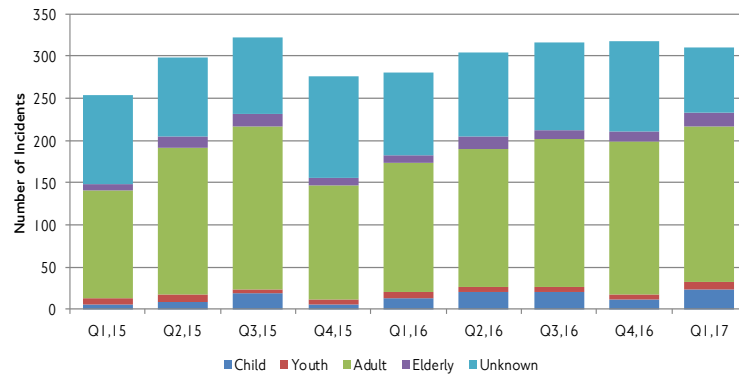
Severity of Injuries From Collisions Involving London Buses



People Injured From Collisions Involving London Buses

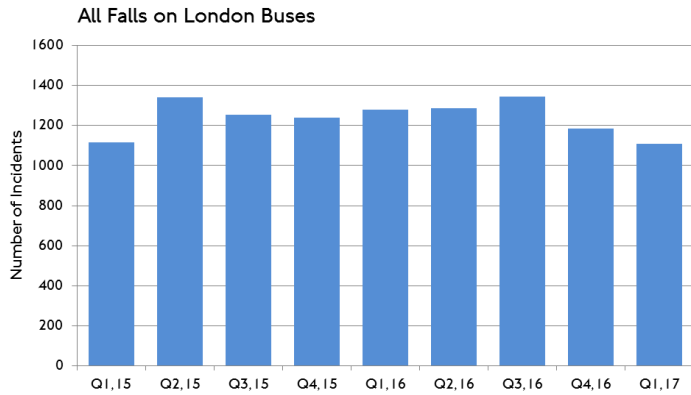


Injuries from Collisions Involving London Buses by Age Group

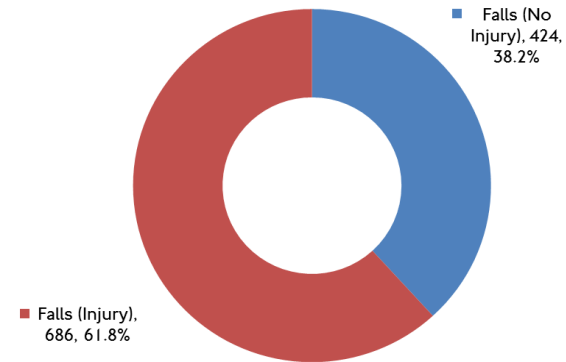


## Slips Trips & Falls on Buses

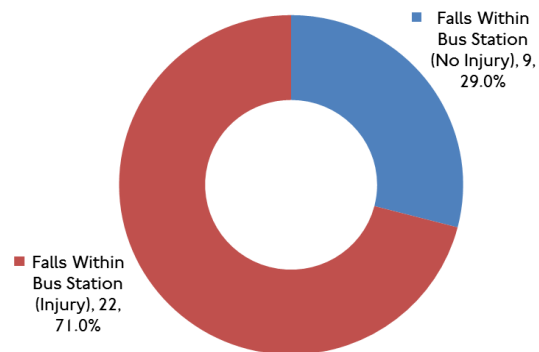
These include all falls within buses as well those arising from boarding and alighting related events.



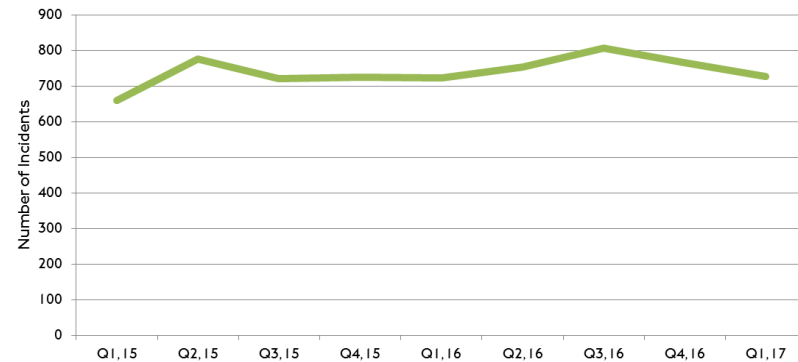
**Outcomes Of On board Slip Trip Falls for the Current Quarter**



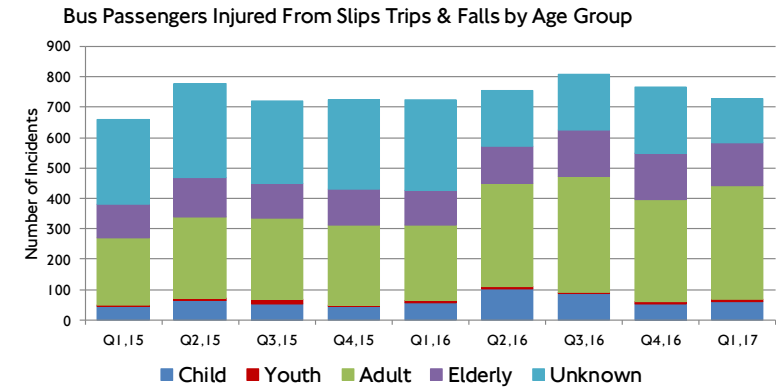
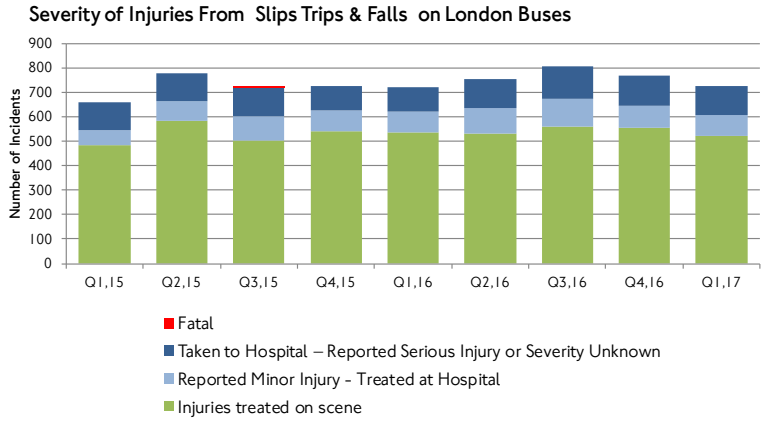
**Falls within bus station environment for the Current Quarter**



**All Injuries Arising From On board Bus Slips Trips & Falls**



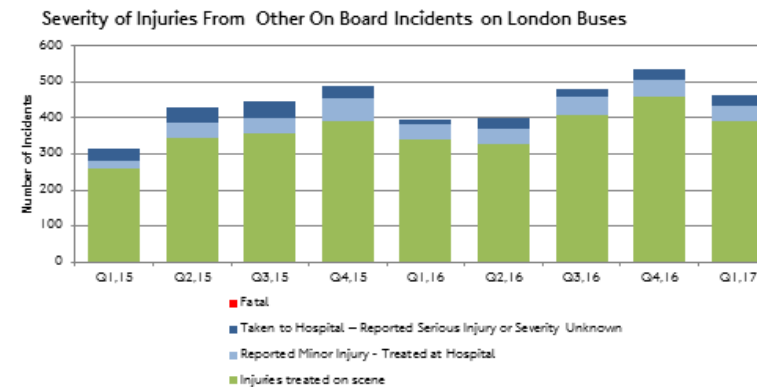
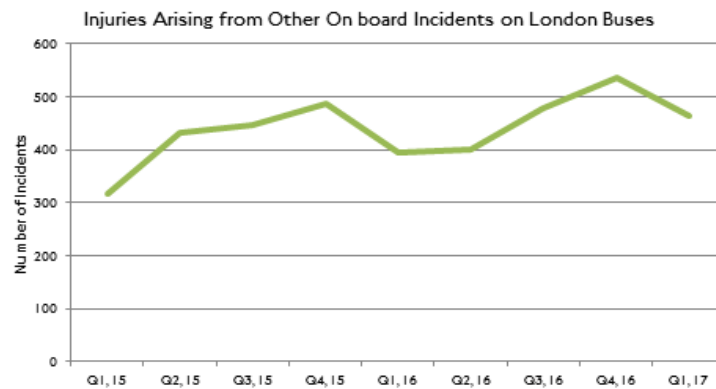
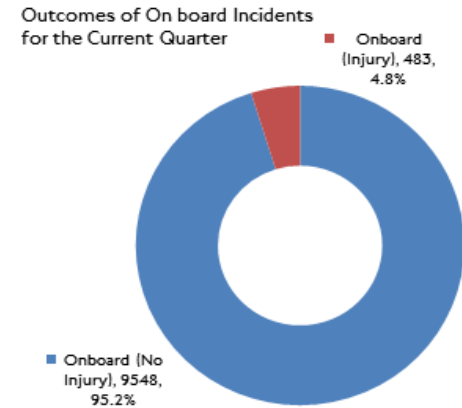
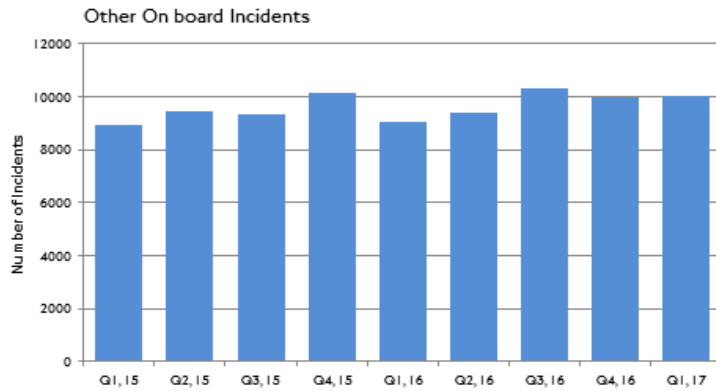
# London Buses Safety Dashboard – Q1



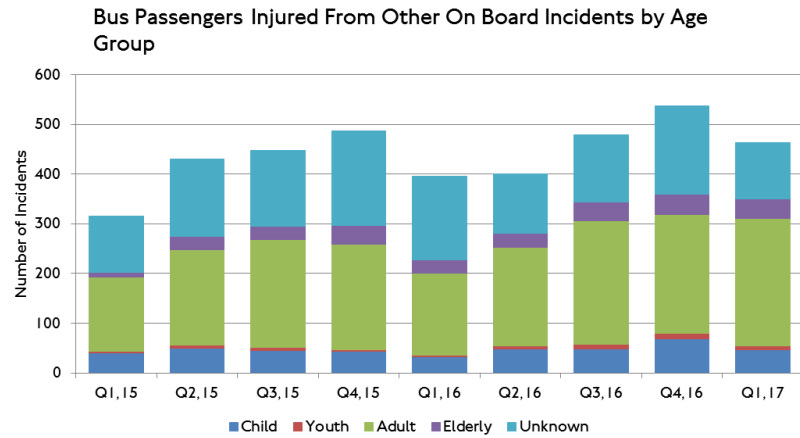


## Other On Board Incidents

These include events such as being struck by or against objects, assaults, trapped limbs and soiling of bus interiors.



# London Buses Safety Dashboard – Q1



## Work programmes to improve bus safety

TfL is working closely with bus operators to improve the safety of the London bus network as set out in the following documents:

- Details of TfL's Road Safety Plan, Safe Streets for London, is located on <https://tfl.gov.uk/corporate/safety-and-security/road-safety>.
- The TfL Bus Safety Programme can also be found on <https://tfl.gov.uk/corporate/safety-and-security/road-safety/bus-safety>.

### Comments

This is a new report and we are interested in understanding whether its format helps you understand the safety performance of the bus network. If you would like to make a comment on this report or suggest ways we can improve it, please send us an email to: [safetycomments@tfl.gov.uk](mailto:safetycomments@tfl.gov.uk). Requests for additional information should be addressed to TfL Customer Services, details are available on [www.tfl.gov.uk](http://www.tfl.gov.uk).