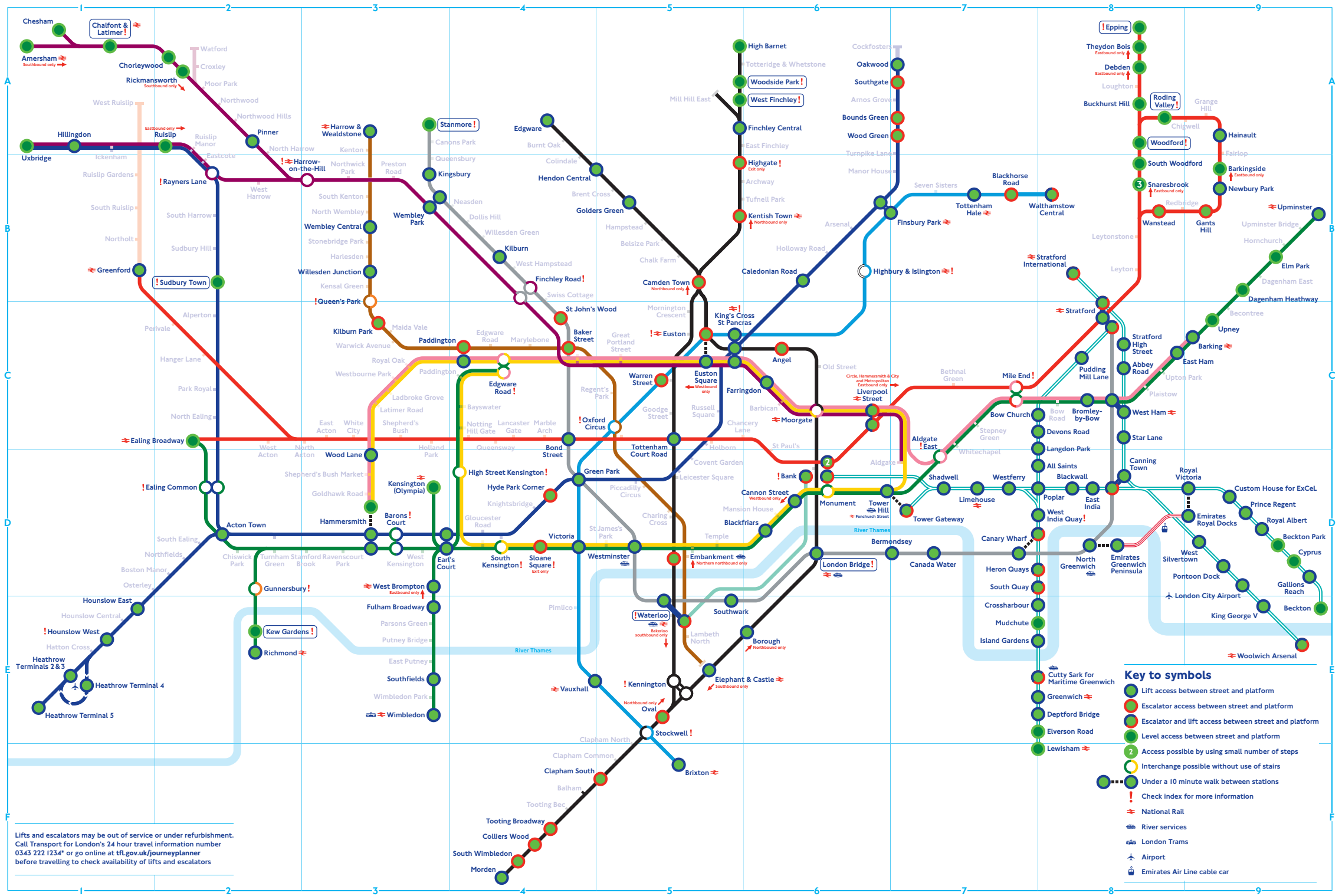


Avoiding stairs Tube guide

Showing all Tube and DLR stations where you can use lifts, escalators or ramps between the street and the platform

May 2020





Lifts and escalators may be out of service or under refurbishment. Call Transport for London's 24 hour travel information number 0343 222 1234* or go online at tfl.gov.uk/journeyplanner before travelling to check availability of lifts and escalators

- ### Key to symbols
- Lift access between street and platform
 - Escalator access between street and platform
 - Escalator and lift access between street and platform
 - Level access between street and platform
 - Access possible by using small number of steps
 - Interchange possible without use of stairs
 - Under a 10 minute walk between stations
 - Check index for more information
 - National Rail
 - River services
 - London Trams
 - Airport
 - Emirates Air Line cable car

How to plan your Tube and DLR journey


1. Check your starting and destination stations, plus any connections, using the symbols shown in 'How to use this map'. Then refer to the map index for additional details of access and connections at each station.
2. Check your return journey as this may require a different route or use of an alternative station entrance.
3. Lifts and escalators may be out of service or under refurbishment. Call Transport for London's 24 hour travel information number **0343 222 1234*** or **check online** before travelling to check the availability of lifts and escalators.
4. You can also plan your journey online at **tfl.gov.uk/journeyplanner**
5. If you experience problems with your planned route contact a member of staff (or use the **blue** button on the Help Point, or **green** button on DLR Help Point) at the station and we will help you to plan an alternative route.

*Network charges may apply.
See **tfl.gov.uk/terms** for details


How to use this map

This map highlights all Tube and DLR stations where you can get to the platform, or change between lines, without using stairs. This might be by using a lift, an escalator, or via ramps. Stations where this is not possible are shown in a light grey.


Examples


 These stations have lifts between the street and the platform. If you are a wheelchair user please refer to the Step-free Tube guide which contains precise step and gap measurements between the platform and train, and allows you to plan journeys that avoid stairs and escalators.


 These stations have escalators between the street and the platform.

 At these stations you need to use lifts **and** escalators between the street and the platform.


 These stations have level or ramped access.

 These stations can be accessed using lifts or escalators but the route includes up to three steps. The number of steps is shown in the circle.

 At these stations you can change between lines without using stairs (sometimes only in one direction), but you will not be able to exit or enter the station without using stairs.

 At these stations you can change onto National Rail and/or London Overground without using stairs (sometimes only in one direction).

 For more information please check the map index.

 **Station Name !** At stations marked with a blue box and exclamation mark please arrive at the correct entrance for your direction of travel. For more information please check the map index.

 Some stair-free connections with National Rail services available. Please check with National Rail Enquiries (**03457 48 49 50**) for information.

Further information

Transport for London produce a number of documents to help people get around London more easily.

- Step-free Tube guide - showing stations step-free between the street and platform including the step and gap between the platform and the train.
- Audio Tube map
- Large print colour Tube map
- Large print black and white Tube map
- Getting around London - guide to accessibility (available in large print, braille and audio CD)
- Toilet Tube map - available at **tfl.gov.uk/accessguides**
- Bus maps (all London buses are wheelchair accessible, apart from some journeys on routes 9 and 15)

For copies call **0343 222 1234*** or visit **tfl.gov.uk/accessguides**

Blue badge car parking information - available at **tfl.gov.uk/roadusers**

For information on booking taxis and minicabs visit **tfl.gov.uk/cabwise**






If you have any general comments about your Tube or DLR journey please contact Transport for London Customer Services on **0343 222 1234***, textphone **020 7918 3500** or write to:

TfL Customer Services, 4th Floor, 14 Pier Walk,
North Greenwich, London SE10 0ES

If you are not satisfied with their response and wish to take the matter further, contact London TravelWatch on **020 3176 2999** or visit **londontravelwatch.org.uk**

Avoiding stairs Tube guide map index

Key to symbols

-  Lift access between street and platform
-  Escalator access between street and platform
-  Escalator and lift access between street and platform
-  Level access between street and platform
-  Access possible by using small number of steps



Platforms with designated level access boarding point



Some stair-free connections with National Rail services.
Please check with National Rail Enquiries (03457 48 49 50) for information



Emirates Air Line cable car



Main bus interchange



River services



London Trams



Airport



Taxi rank



Car park with number of blue badge bays indicated in brackets



Male/female/baby changing/accessible toilets outside ticket gateline*



Male/female/baby changing/accessible toilets inside ticket gateline*

* These toilets are only accessible without using stairs.
Some stations may have toilets which are only accessible by using stairs.
For a full list of stations with toilets, see tfl.gov.uk/accessguides

C8 **Abbey Road**

-  Lift access between street and platform

D2 **Acton Town**

-  Lift access between street and platform

D7 **Aldgate East**



No stair-free entrance/exit



Level (same platform) interchange between westbound District line and westbound Hammersmith & City line. Level (same platform) interchange between eastbound District line and eastbound Hammersmith & City line




























- D8 **All Saints**
 Lift access between street and platform
- A1 **Amersham**   
 Level access between street and southbound platform only
- C6 **Angel**
 Escalator access between street and platform
- C4 **Baker Street**
 Escalator access to Bakerloo and Jubilee line platforms
 Level interchange between the Jubilee line and the southbound Bakerloo line
- D6 **Bank**
 Stair-free entrance/exit by lift via King William Street only. Lift is available on request; you need to press button to alert staff
 Escalator **and** lift access to Central line platforms, this route involves 2 steps
 Lift, escalator **and** travelator access to Waterloo & City line platforms
 Escalator **and** lift access between street and DLR platforms
- C9 **Barking**      
 Lift access between street and platform, including London Overground and National Rail services
- B9 **Barkingside**  
 Level access between street and eastbound platform only, towards Woodford
- D3 **Barons Court**
 No stair-free entrance/exit
 Level interchange between westbound District line and westbound Piccadilly line.
 Level interchange between eastbound District line and eastbound Piccadilly line
- E9 **Beckton**
 Level access between street and platform
- D9 **Beckton Park**
 Level access between street and platform
- D7 **Bermondsey**
 Lift access between street and platform
- D6 **Blackfriars**  
 Lift access between street and platform
- B7 **Blackhorse Road**  
 Escalator access between street and platform (Victoria line only)
- D8 **Blackwall**
 Lift access between street and platform
- C4 **Bond Street**  (Jubilee line only)
 Lift access between street and platform
- E6 **Borough**
 Lift access between street and northbound platform only

- A7 **Bounds Green**
 Escalator access between street and platform
- C7 **Bow Church**
 Lift access between street and platform
- F5 **Brixton**  
 Lift access between street and platform
- C8 **Bromley-by-Bow**
 Lift access between street and platform
- A8 **Buckhurst Hill**
 Level access between street and platform
- B6 **Caledonian Road**
 Lift access between street and platform
- B5 **Camden Town** 
 Escalator access between street and northbound platform only
 Level interchange between northbound services
- D7 **Canada Water**    (bus station)
 Lift access between street and platform including London Overground services
- D7 **Canary Wharf**    
 Escalator **and** lift access between street and platform. Canary Wharf DLR station is 200 metres away via the street
- D8 **Canning Town**    (bus station)
 Lift access between street and platform
 Escalator access between street and platform on the Jubilee line and DLR, except on the Stratford International to Beckton/Woolwich Arsenal branches
- D6 **Cannon Street**
 Lift access between street and westbound platform only
- A1 **Chalfont & Latimer**       
 You need to use the correct entrance/exit depending on which platform you are travelling from/to
 Use Station Approach entrance for level access between street and northbound platform only. If the gate is locked, use intercom at Station Approach entrance to ask staff to unlock the gate. The Station Approach entrance is for ticket holders only
 Use Bedford Avenue entrance for level access between street and southbound platform only
 Level access interchange between northbound and southbound platforms is via the street only (approximately 360 metres)
- A1 **Chesham**   
 Level access between street and platform
- A2 **Chorleywood**     
 Level access between street and platform
- F5 **Clapham South**
 Escalator access between street and platform






































- F4 **Colliers Wood**
 Escalator access between street and platform
- E7 **Crossharbour**
 Lift access between street and platform
- D9 **Custom House for ExCeL**
 Lift access between street and platform. Escalator access also available from bridge to platform only
- E8 **Cutty Sark for Maritime Greenwich**
 Escalator **and** lift access between street and platform
- D9 **Cyprus**
 Level access between street and platform
- B9 **Dagenham Heathway** 
 Level access between street and trains
- A8 **Debden**  
 Level access between street and eastbound platform only, towards Epping
- E8 **Deptford Bridge**
 Lift access between street and platform
- C8 **Devons Road**
 Lift access between street and platform
- C2 **Ealing Broadway**   (National Rail)
 Level interchange between Central and District lines
- D2 **Ealing Common** 
 No stair-free entrance/exit
 Level interchange between eastbound District line and eastbound Piccadilly line.
 Level interchange between westbound District line and westbound Piccadilly line
- D3 **Earl's Court**  
 Lift access between street and platform
- C8 **East Ham** 
 Lift access between street and platform
- D8 **East India**
 Lift access between street and platform. Escalator access also available from bridge to platform only
- A4 **Edgware**   
 Lift access between street and platform
- C4 **Edgware Road (Circle, District and Hammersmith & City)**
 No stair-free entrance/exit
 Level interchange between the Circle line towards Liverpool Street, the Hammersmith & City line eastbound and the District line. Level interchange between Circle and Hammersmith & City lines towards Hammersmith and the District line. If travelling towards Liverpool Street from High Street Kensington, you must change to the District line at Paddington in order to arrive at the right platform at Edgware Road.
- E5 **Elephant & Castle** 
 Lift access between street and southbound Northern line platform only

- B9 **Elm Park**   
 Level access between street and platform
- E8 **Elverson Road**
 Level access between street and platform
- D8 **Embankment**
 Escalator access between street and Northern line northbound platform only
- D8 **Emirates Greenwich Peninsula**
 Lift access between street and platform
- D8 **Emirates Royal Victoria**
 Lift access between street and platform
- A8 **Epping**   
 You need to use the correct entrance/exit depending on which platform you are travelling from/to.
 Use Station Road entrance for level access to platform 2. If you arrive at platform 1, use Hillcrest Way exit – this is open from 1700 to 2000 only. If the gate is locked, please use Help Point to ask staff to unlock it.
- C5 **Euston**   (Victoria line and Northern line Bank branch)    (National Rail)
 No stair-free entrance to the Northern line Charing Cross branch
 Escalator access between street and platform to Northern line (Bank branch) and Victoria line platforms
 Level interchange between the Northern line northbound platform (Bank branch) and Victoria line northbound. Level interchange between the Northern line southbound via London Bridge and Victoria line southbound
- C5 **Euston Square**   (Metropolitan line only)
 Lift access between street and westbound platform only
- C6 **Farringdon**
 Lift access between street and platform
- A5 **Finchley Central**   
 Lift access between street and platform
- B4 **Finchley Road**
 No stair-free entrance/exit
 Level interchange between Jubilee line northbound and Metropolitan line northbound. Level interchange between Jubilee line southbound and Metropolitan line southbound
- B7 **Finsbury Park**  
 Lift access between street and platform
- E3 **Fulham Broadway**
 Lift access between street and platform
- D9 **Gallions Reach**
 Lift access between street and platform
- B8 **Gants Hill**
 Escalator access between street and platform

- B5 **Golders Green**   
 Lift access between street and platform
- B1 **Greenford**  **P(1)**
 Lift access between street and platform
- E8 **Greenwich**  **P(1)**
 Lift access between street and platform
- D4 **Green Park**   
 Lift access between street and platform
- D2 **Gunnersbury**
 No stair-free entrance/exit
 Level interchange between District line and London Overground
- A8 **Hainault** **P(4)**
 Lift access between street and platform
- D3 **Hammersmith**   
 Lift access between street and platform for District and Piccadilly lines
 Level access between street and platform for Hammersmith & City and Circle lines
 Stair-free interchange between Circle and Hammersmith & City line platforms, and District and Piccadilly line platforms, via level access and lifts. This is a 520m interchange via the street
- A3 **Harrow & Wealdstone**  **P(5)**  
 Lift access between street and platform, including London Overground and National Rail services
- B3 **Harrow-on-the-Hill** 
 No stair-free entrance/exit
 Level interchange between fast, semi-fast and 'all stations' Metropolitan line trains running in the same direction
- E1 **Heathrow T2 & 3**       
 Lift access between street and platform. Escalator access also available
- E1 **Heathrow T4**      
 Lift access between street and platform. Escalator access also available
- E1 **Heathrow T5**   
 Lift access between street and platform. Escalator access also available
- B4 **Hendon Central**   
 Lift access between street and platform
- D7 **Heron Quays**
 Escalator **and** lift access between street and platform
- A5 **High Barnet** **P(5)**  
 Level access between street and platform
- B6 **Highbury & Islington**   (Victoria line only)
 No stair-free entrance/exit to Victoria line. London Overground accessible via lifts
 Level interchange between Victoria line and National Rail services travelling in the same direction

- B5 **Highgate** 
 No stair-free entrance
 Escalator access between platform and street, exit only
- D4 **High Street Kensington**
 No stair-free entrance/exit
 Level interchange between Circle line westbound towards Sloane Square and District line westbound towards Earl's Court. Level interchange between Circle line eastbound and District line eastbound towards Edgware Road
- A1 **Hillingdon**  
 Lift access between street and platform
- E1 **Hounslow East**   
 Lift access between street and platform
- E1 **Hounslow West**  
 Entrance/exit via stairlift for manual wheelchair users only. The maximum operating weight of the stairlift is 225kg.
- D4 **Hyde Park Corner**
 Escalator access between street and platform
- E7 **Island Gardens**
 Lift access between street and platform
- E5 **Kennington**
 No stair-free entrance/exit
 Level interchange between Northern line northbound platform via Charing Cross and Northern line northbound platform via Bank
- D3 **Kensington (Olympia)**  
 Level access between street and platform, including London Overground and National Rail services
 You must use the correct entrance/exit depending on which platform you are travelling to/from as you cannot change stair-free between the District line or London Overground northbound and London Overground southbound within the station but can make a 600m journey via street. Use the Olympia Way entrance for District line London Overground northbound platforms. Use the Russell Road entrance for London Overground southbound platform.
- B5 **Kentish Town**
 Escalator access between street and platform to northbound platform only
- E2 **Kew Gardens** 
 You need to use the correct entrance/exit depending on which platform you are travelling from/to
 Use the Station Approach entrance for level access to the eastbound platform
 Use the North Road entrance for level access to the westbound platform
- B4 **Kilburn** 
 Lift access between street and platform
- C3 **Kilburn Park**
 Escalator access between street and platform

- C5 **King's Cross St Pancras**  (Metropolitan, Northern, Piccadilly and Victoria lines only)
    (National Rail)
 Lift access between street and platform
- E9 **King George V**
 Lift access between street and platform
- B3 **Kingsbury**   
 Lift access between street and platform
- D8 **Langdon Park**
 Lift access between street and platform
- E8 **Lewisham**    
 Level access between street and platform
- D7 **Limehouse** 
 Lift access between street and DLR platforms
 Level interchange between westbound National Rail services and eastbound DLR towards Westferry
- C6 **Liverpool Street**  (Metropolitan line only)     (National Rail)
 Escalator and lift access via National Rail concourse between street and Central line platforms
 Lift access via National Rail concourse between street and eastbound Hammersmith & City line only
- D6 **London Bridge**      (National Rail)
 You need to use the correct entrance/exit depending on which platform you are travelling from/to
 Lift access between street and Jubilee line platforms from Station Approach and Tooley Street entrances and Northern line platforms via Borough High Street
 Escalator access between street and Jubilee line platforms via Borough High Street entrance only
 Lift **and** escalator interchange between Jubilee and Northern lines via Northern line ticket hall, or lift only interchange via street including a 410m journey
- D9 **London City Airport** 
 Lift access between street and platform
- C7 **Mile End**
 No stair-free entrance/exit
 Level (same platform) interchange between Central, District and Hammersmith & City line trains running in the same direction
- C6 **Moorgate** 
 No stair-free entrance/exit
 Escalator interchange between Northern line and Circle, Hammersmith & City and Metropolitan lines eastbound only
- F4 **Morden** 
 Lift access between street and platform
- E7 **Mudchute**
 Level access between street and platform

- B9 **Newbury Park**  
 Lift access between street and platform.
- D8 **North Greenwich**      
 Lift access between street and platform. Escalator access also available
- A7 **Oakwood**    
 Lift access between street and platform
- E5 **Oval**
 Escalator access between street and platform to northbound platform only, towards Kennington
- C5 **Oxford Circus**  (Victoria line only)
 No stair-free entrance/exit
 Level interchange between Bakerloo line northbound and Victoria line northbound.
Level interchange between Bakerloo line southbound and Victoria line southbound
- C4 **Paddington**    (National Rail)
 Escalator access between street and Bakerloo line platforms
 Lift access between street and eastbound Circle and District line platforms towards Edgware Road only, via the National Rail concourse, and on Circle and Hammersmith & City line platform to/from Hammersmith
If travelling towards Liverpool Street, take the District line to Edgware Road and change there for the Circle line
- A2 **Pinner**    
 Lift access between street and platform
- D9 **Pontoon Dock**
 Lift access between street and platform
- D8 **Poplar**
 Lift access between street and platform
- D9 **Prince Regent**
 Lift access between street and platform
- C8 **Pudding Mill Lane**
 Lift access between street and platform
- C3 **Queen's Park**
 No stair-free entrance/exit
 Level (same platform) interchange between Bakerloo line and London Overground trains running in the same direction
- B2 **Rayners Lane**   
 No stair-free entrance/exit
 Level (same platform) interchange between Piccadilly and Metropolitan line trains running in the same direction
- E2 **Richmond**       
 Lift access between street and platform, including London Overground and National Rail services
- A2 **Rickmansworth**   
 Level access between street and platform southbound only

A8 **Roding Valley** 

 You need to use the correct entrance/exit depending on which platform you are travelling from/to

 Use Cherry Tree Rise entrance for westbound platform, towards Woodford – this route does not go via ticket hall and is for ticket holders only

 Use the Station Way entrance for eastbound platform, towards Barkingside

D9 **Royal Albert**

 Lift access between street and platform

D8 **Royal Victoria** 

 Lift access between street and platform

A2 **Ruislip**  

 Level access between street and platform eastbound only

C4 **St John's Wood**  

 Escalator access between street and platform

D7 **Shadwell**

 Lift access between street and platform (DLR only)

D4 **Sloane Square**

 No stair-free entrance

 Escalator access between platform and street, exit only

B8 **Snaresbrook**  

 Level access between street and Central line eastbound only, towards Woodford.

You need to enter via Station Approach and the car park - there are 3 steps up from the street to the ticket hall

A7 **Southgate**

 Escalator access between street and platform

E3 **Southfields**  

 Lift access between street and platform

D4 **South Kensington**

 No stair-free entrance/exit

 Level (same platform) interchange between Circle and District line trains

D7 **South Quay**

 Escalator **and** lift access between street and platform

E5 **Southwark**

 Lift access between street and platform

F4 **South Wimbledon**

 Escalator access between street and platform

B8 **South Woodford**  

 Use the George Lane (West) entrance for westbound platform, towards Woodford

 Use the Station Passage (East) entrance for eastbound platform, towards Stratford

A3 **Stanmore**   

 Level access between street and platform via car park entrance only. This involves a 450m journey including a steep ramp

- C8 **Star Lane**
 Lift access between street and platform
- E5 **Stockwell**  (Victoria line only)
 No stair-free entrance/exit
 Level interchange between Northern line northbound and Victoria line northbound.
 Level interchange between Northern line southbound and Victoria line southbound
- C8 **Stratford**   
 Lift access between street and platform, including London Overground and National Rail services.
 Escalator access between street and platform on Jubilee line and DLR
- C8 **Stratford High Street**
 Lift access between street and platform
- C8 **Stratford International** 
 Escalator **and** lift access between street and platform
- B2 **Sudbury Town**   
 You need to use the correct entrance/exit depending on which platform you are travelling from/to
 Use Station Approach entrance for eastbound platform. Use Orchard Gate entrance for westbound platform – this route does not go via ticket hall and is for ticket holders only
- A8 **Theydon Bois**  
 Level access between street and platform eastbound only
- F4 **Tooting Broadway**
 Escalator access between street and platform
- C5 **Tottenham Court Road**  (Northern line only)
 Lift access between street and platform
- B7 **Tottenham Hale**    
 Lift access between street and platform, including National Rail services
- D7 **Tower Gateway**
 Escalator **and** lift access between street and platform
- D6 **Tower Hill**  
 Lift access between street and platform
- B9 **Upminster**      (National Rail)
 Lift access between street and platform, including National Rail services
- C9 **Upney** 
 Level access between street and platform
- A1 **Uxbridge** 
 Level access between street and platform
- E4 **Vauxhall**    (bus station) 
 Lift access between street and platform
- D4 **Victoria**   
 Lift access between street and platform
- B8 **Wanstead** 
 Escalator access between street and platform

- C5 **Walthamstow Central**  
 Escalator **and** lift access between street and platform via the bus station only
- C5 **Warren Street**  (Victoria line only)
 Escalator access between street and platform to Victoria line only. There is one step up from the street to the ticket hall
- E5 **Waterloo**      (National Rail) 
 You need to use the correct entrance/exit depending on which platform you are travelling from/to
 Lift access between street and Jubilee line platforms via Waterloo Road ticket hall
 Escalator **and** lift access between street and platform to Jubilee line from main ticket hall and York Road ticket hall
 Lift access between street and platform to southbound Bakerloo line only via York Road ticket hall
 Escalator access between street and platform to southbound Bakerloo line via Waterloo Road ticket hall
 Escalator **and** lift access from the Waterloo & City line
- B3 **Wembley Central**
 Lift access between street and platform, including London Overground and National Rail services
The maximum operating weight of the stairlift is 225kg
- B3 **Wembley Park**    
 Lift access between street and platform
- D3 **West Brompton** 
 Lift access between street and District line eastbound platform only
 Lift interchange between District line eastbound and London Overground/ National Rail services
- D7 **Westferry** 
 Lift access between street and platform
- A5 **West Finchley** 
 You need to use the correct entrance/exit depending on which platform you are travelling from/to
 Use Nether Street entrance to access northbound platform
 Use Wentworth Street entrance to access southbound platform – this route does not go via ticket hall and is for ticket holders only; it is only unlocked during AM peak hours, and locked with a RADAR lock at other times. Call 0845 330 9880 or use the Help Point on the southbound platform to ask staff to unlock the gate
- C8 **West Ham**  
 Lift access between street and platform, including National Rail and DLR services.
- D8 **West India Quay**
 Lift access between street and platform
Not served by DLR trains from Bank towards Lewisham
- D5 **Westminster**  
 Lift access between street and platform
- D9 **West Silvertown**
 Lift access between street and platform

B3 **Willesden Junction** 

● Lift access between street and platform. Level access is available between the Bakerloo line and London Overground services to Watford Junction and Euston. Other London Overground services are accessible via lift

E3 **Wimbledon**  **P(2)** 

● Lift access between street and platform

B8 **Woodford** **P(10)** 

! You need to use the correct entrance/exit depending on which platform you are travelling from/to

● Level interchange between platforms is via the street. Use Snakes Lane East/Madeira Grove entrance to access westbound platform - this is open until 2100; use intercom to ask staff to unlock gate at other times

● Use Broadway entrance to access eastbound platform

A7 **Wood Green**

● Escalator access between street and platform

D3 **Wood Lane** 

● Lift access between street and platform

A5 **Woodside Park**  **P(5)** 

! You need to use the correct entrance/exit depending on which platform you are travelling from/to

● Use Woodside Park entrance to access southbound platform

● Use Holden Road car park entrance to access northbound platform – this route does not go via ticket hall and is for ticket holders only

E9 **Woolwich Arsenal** 

● Escalator and lift access between street and platform